




AICT Site Licensed Software

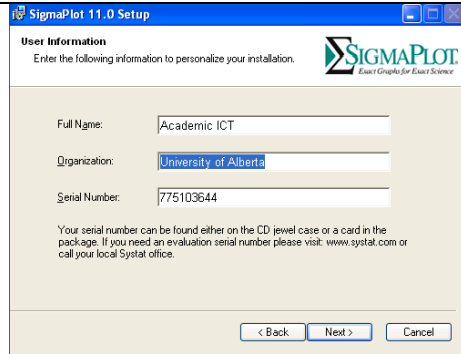
SigmaPlot

1. Select Install SigmaPlot 12 from the SigmaPlot 12 Installation Window

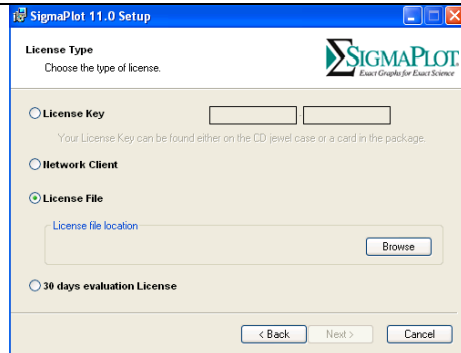


2. In the User Information screen, enter the following information:

Full Name: Academic ICT
 Organization: University of Alberta
 Serial Number: 775202758



3. In the License Type screen select the License File option and click the Browse button



4. Select the license file (.lic) provided by Product Sales. (if the file was not provided to you contact productsales@ualberta.ca or call 492-5442)

5. Follow the instructions on the screen to complete your SigmaPlot 11 installation